

Site Number: 00006086

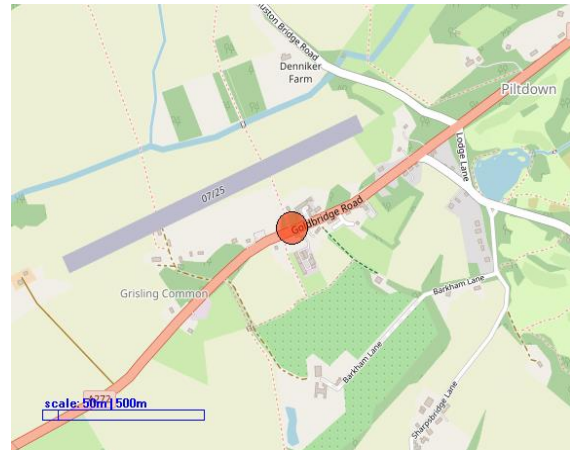
A272, near Ashgrove Farm Business Park, as per A56

Details

Site Reference: 00006086
Latitude: 50.9804120354758
Longitude: 0.0461752243045292
Site Configuration:
Interval: 60
Telemetry: No

Channels

Channel 1: Eastbound (East)
Channel 2: Westbound (West)



Location



A6086 EB.jpg



A6086 WB.jpg

A272, near Ashgrove Farm Business Park, as per A56

Site Number: 00006086

From 02/11/2022 To 12/11/2022

Site Reference: 00006086

Speed Summary (All Days) Report

No Filters Applied

Eastbound

	Total Volume	85th Percentile	Mean Average	Standard Deviation	Bin 1 <16Mph	Bin 2 16-<21	Bin 3 21-<26	Bin 4 26-<31	Bin 5 31-<36	Bin 6 36-<41	Bin 7 41-<46	Bin 8 46-<51	Bin 9 51-<56	Bin 10 56-<61	Bin 11 61-<66	Bin 12 66-<71	Bin 13 =>71
00:00	34	45	35	12	6	2	0	1	4	10	8	2	1	0	0	0	0
01:00	11	45	37	11	1	1	0	0	2	3	2	1	0	0	0	0	0
02:00	9		37	12	2	0	0	0	1	2	3	1	0	0	0	0	0
03:00	6		32	12	2	0	0	0	1	1	1	1	0	0	0	0	0
04:00	9		40	12	1	0	0	0	1	2	2	2	1	0	0	0	0
05:00	29	48	42	8	2	0	0	0	1	8	11	6	1	0	0	0	0
06:00	109	45	39	7	3	1	1	3	16	40	34	8	3	0	0	0	0
07:00	285	44	38	5	1	2	2	10	74	121	57	14	4	1	0	0	0
08:00	371	43	37	5	2	5	6	16	90	173	69	10	1	0	0	0	0
09:00	364	42	37	6	11	2	4	14	101	166	58	7	1	1	0	0	0
10:00	338	42	37	5	0	1	4	22	102	152	48	7	2	0	0	0	0
11:00	363	41	37	5	2	3	6	23	114	159	48	6	1	0	0	0	0
12:00	374	42	37	5	3	4	6	17	114	164	57	9	1	0	0	0	0
13:00	383	41	36	6	8	6	7	23	134	150	46	8	1	0	0	0	0
14:00	383	41	36	6	4	4	5	30	117	160	52	8	1	0	0	0	0
15:00	499	41	37	5	2	4	10	30	162	223	59	8	1	0	0	0	0
16:00	562	41	37	5	2	3	5	33	195	244	70	8	1	0	0	0	0
17:00	532	40	35	5	2	4	13	68	220	185	36	4	0	0	0	0	0
18:00	359	41	37	5	1	0	3	29	127	144	47	7	1	0	0	0	0
19:00	195	44	38	5	1	0	1	10	58	76	40	8	2	0	0	0	0
20:00	134	44	39	6	2	0	0	4	33	52	32	8	2	0	0	0	0
21:00	103	45	40	5	0	0	0	1	19	42	28	8	3	1	0	0	0
22:00	79	46	39	8	4	1	0	2	13	29	18	8	3	1	0	0	0
23:00	50	45	39	6	1	0	0	0	10	21	11	4	1	0	0	0	0
Total																	
12H(7-19)	4814	41	37	5	38	37	71	315	1550	2040	649	96	16	3	0	0	0
16H(6-22)	5354	42	37	5	44	38	73	333	1675	2250	783	129	24	4	1	0	0
18H(6-24)	5484	42	37	5	48	39	73	335	1699	2299	813	141	29	6	1	0	0
24H(0-24)	5582	42	37	6	62	42	74	336	1708	2324	840	153	33	7	1	0	0
AM Peak																	
	08:00	05:00	05:00	02:00	09:00	08:00	11:00	11:00	11:00	08:00	08:00	07:00	07:00	07:00	02:00	05:00	11:00
	371	48	42	12	11	5	6	23	114	173	69	14	4	1	0	0	0
PM Peak																	
	16:00	22:00	21:00	22:00	13:00	13:00	17:00	17:00	17:00	16:00	16:00	12:00	22:00	22:00	21:00	19:00	20:00
	562	46	40	8	8	6	13	68	220	244	70	9	3	1	0	0	0

Local Events Included & Include All Globals

Printed at: 15:22 on 16 November 2022

A272, near Ashgrove Farm Business Park, as per A56

Site Number: 00006086

From 02/11/2022 To 12/11/2022

Site Reference: 00006086

Speed Summary (All Days) Report

No Filters Applied

Westbound

	Total Volume	85th Percentile	Mean Average	Standard Deviation	Bin 1 <16Mph	Bin 2 16-<21	Bin 3 21-<26	Bin 4 26-<31	Bin 5 31-<36	Bin 6 36-<41	Bin 7 41-<46	Bin 8 46-<51	Bin 9 51-<56	Bin 10 56-<61	Bin 11 61-<66	Bin 12 66-<71	Bin 13 =>71
00:00	32	51	32	17	14	1	0	1	1	3	3	4	2	2	1	0	0
01:00	14	54	45	11	0	0	0	0	1	2	3	3	2	1	1	0	0
02:00	6		48	9	0	0	0	0	0	1	2	1	1	1	0	0	0
03:00	7		48	9	0	0	0	0	1	1	2	1	1	1	0	0	0
04:00	13	53	45	10	0	0	0	0	1	3	3	3	2	1	0	0	0
05:00	55	58	49	9	0	0	0	1	2	7	10	12	11	7	3	1	0
06:00	227	52	45	7	0	0	0	2	11	48	72	53	27	10	2	1	0
07:00	577	49	42	6	1	1	2	11	59	176	188	96	32	8	2	0	0
08:00	568	48	41	7	1	2	7	21	62	180	181	77	28	7	1	0	0
09:00	453	47	41	6	0	2	5	14	52	152	147	61	16	3	0	0	0
10:00	427	47	41	6	1	2	5	12	46	146	136	55	18	3	0	0	0
11:00	400	47	41	6	2	2	3	14	47	133	123	56	16	3	0	0	0
12:00	416	48	42	6	1	2	4	13	44	127	132	68	19	3	1	0	0
13:00	376	48	41	7	3	2	3	15	44	120	118	51	18	3	0	0	0
14:00	386	48	41	6	1	2	5	14	50	120	118	57	16	2	0	0	0
15:00	409	48	42	6	1	2	4	14	37	124	136	64	22	4	1	0	0
16:00	465	48	41	6	1	2	2	15	53	149	150	67	19	5	0	0	0
17:00	419	48	42	6	0	1	2	9	48	127	133	71	21	5	0	0	0
18:00	291	50	43	7	1	1	2	7	25	74	96	57	22	5	1	0	0
19:00	182	52	45	7	1	1	1	3	9	37	57	42	21	6	3	0	0
20:00	130	54	46	8	0	0	1	2	6	26	32	33	19	8	2	1	0
21:00	77	55	46	8	0	0	0	1	4	15	18	18	12	6	2	0	1
22:00	73	54	45	10	3	1	0	0	3	13	20	15	11	4	2	1	0
23:00	42	52	38	15	9	2	1	0	2	7	8	7	4	2	1	0	0
Total																	
12H(7-19)	5186	48	41	6	13	22	45	160	566	1629	1659	781	248	53	9	1	0
16H(6-22)	5802	49	42	7	14	24	47	167	597	1755	1838	927	328	83	18	3	2
18H(6-24)	5917	49	42	7	25	26	48	168	602	1775	1866	948	343	89	21	4	2
24H(0-24)	6045	49	42	7	41	28	49	170	607	1791	1889	972	363	102	25	6	3
AM Peak	07:00 577	05:00 58	05:00 49	00:00 17	00:00 14	10:00 2	08:00 7	08:00 21	08:00 62	08:00 180	07:00 188	07:00 96	07:00 32	06:00 10	05:00 3	05:00 1	05:00 0
PM Peak	16:00 465	21:00 55	21:00 46	23:00 15	23:00 9	16:00 2	14:00 5	16:00 15	16:00 53	16:00 149	16:00 150	17:00 71	15:00 22	20:00 8	19:00 3	22:00 1	21:00 1

Local Events Included & Include All Globals

Printed at: 15:22 on 16 November 2022

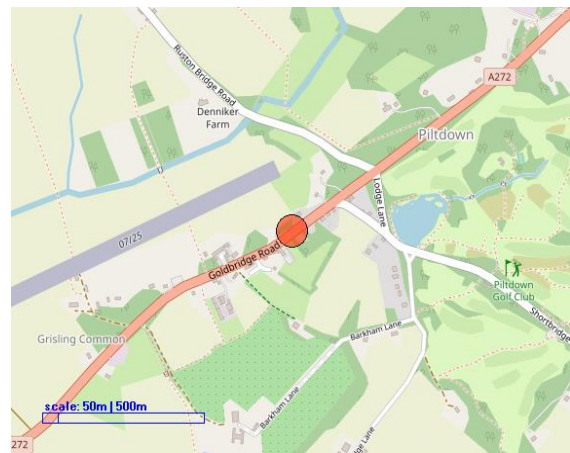
Site Number: 00006087
A272, near Warren House, Piltdown

Details

Site Reference: 00006087
Latitude: 50.9815533203242
Longitude: 0.0498156472039022
Site Configuration:
Interval: 60
Telemetry: No

Channels

Channel 1: Eastbound (East)
Channel 2: Westbound (West)



Location



A6087 EB.jpg



A6087 WB.jpg

A272, near Warren House, Piltdown

From 02/11/2022 To 12/11/2022

Site Reference: 00006087

Site Number: 00006087

Speed Summary (All Days) Report

No Filters Applied

Eastbound

	Total Volume	85th Percentile	Mean Average	Standard Deviation	Bin 1 <16Mph	Bin 2 16-<21	Bin 3 21-<26	Bin 4 26-<31	Bin 5 31-<36	Bin 6 36-<41	Bin 7 41-<46	Bin 8 46-<51	Bin 9 51-<56	Bin 10 56-<61	Bin 11 61-<66	Bin 12 66-<71	Bin 13 =>71
00:00	30	47	39	10	2	0	0	2	5	9	5	3	1	0	0	0	0
01:00	10		41	9	0	0	0	1	1	3	2	1	1	0	0	0	0
02:00	8		42	10	0	0	0	0	1	2	2	1	1	0	0	0	0
03:00	5		37	11	1	0	0	0	1	1	1	1	0	0	0	0	0
04:00	8		43	10	0	0	0	0	1	1	2	2	1	1	0	0	0
05:00	27	50	44	7	0	0	0	0	2	7	9	6	2	1	0	0	0
06:00	109	46	40	7	1	0	1	4	21	42	25	11	2	2	0	0	0
07:00	307	41	35	8	10	11	18	39	86	96	34	10	2	1	0	0	0
08:00	398	40	34	7	8	15	30	63	116	121	37	6	2	0	0	0	0
09:00	380	40	34	7	8	11	24	51	121	121	37	6	0	0	0	0	0
10:00	358	40	35	6	2	5	15	52	130	120	29	5	1	0	0	0	0
11:00	377	40	35	6	4	5	16	58	122	130	37	5	1	0	0	0	0
12:00	395	41	35	6	4	7	17	52	133	136	40	6	1	0	0	0	0
13:00	409	40	34	6	7	9	23	67	148	119	30	5	1	0	0	0	0
14:00	415	40	34	6	8	8	23	71	141	127	32	4	0	0	0	0	0
15:00	516	39	33	7	19	23	47	85	168	140	31	4	0	0	0	0	0
16:00	596	39	32	7	25	30	50	131	197	130	29	4	1	0	0	0	0
17:00	561	37	30	7	24	36	77	147	174	84	14	3	0	0	0	0	0
18:00	389	40	33	6	4	9	29	78	137	99	28	5	0	0	0	0	0
19:00	202	42	36	6	1	1	7	31	60	68	26	7	1	1	0	0	0
20:00	140	44	37	6	0	0	4	16	38	45	24	9	2	0	0	0	0
21:00	108	45	39	6	0	1	1	7	25	39	24	8	3	1	0	0	0
22:00	78	47	40	7	1	0	1	4	15	26	19	10	3	1	0	0	0
23:00	52	46	40	7	0	0	0	2	11	18	11	5	2	1	0	0	0
Total																	
12H(7-19)	5102	40	33	7	124	168	367	893	1671	1424	379	63	9	3	0	0	0
16H(6-22)	5660	40	34	7	126	170	381	951	1815	1617	477	98	16	6	1	1	0
18H(6-24)	5790	40	34	7	127	170	382	957	1841	1661	507	113	21	8	2	1	0
24H(0-24)	5877	40	34	7	131	171	383	960	1852	1684	529	127	27	11	3	1	0
AM Peak	08:00	05:00	05:00	03:00	07:00	08:00	08:00	08:00	10:00	11:00	11:00	06:00	07:00	06:00	05:00	06:00	00:00
	398	50	44	11	10	15	30	63	130	130	37	11	2	2	0	0	0
PM Peak	16:00	22:00	23:00	15:00	16:00	17:00	17:00	17:00	16:00	15:00	12:00	22:00	21:00	21:00	23:00	20:00	18:00
	596	47	40	7	25	36	77	147	197	140	40	10	3	1	0	0	0

Local Events Included & Include All Globals

Printed at: 15:42 on 16 November 2022

Site Number: 00006087
Speed Summary (All Days) Report

A272, near Warren House, Piltdown
From 02/11/2022 To 12/11/2022
No Filters Applied

Site Reference: 00006087
Westbound

	Total Volume	85th Percentile	Mean Average	Standard Deviation	Bin 1 <16Mph	Bin 2 16-<21	Bin 3 21-<26	Bin 4 26-<31	Bin 5 31-<36	Bin 6 36-<41	Bin 7 41-<46	Bin 8 46-<51	Bin 9 51-<56	Bin 10 56-<61	Bin 11 61-<66	Bin 12 66-<71	Bin 13 =>71
00:00	21	50	39	13	4	0	0	1	3	4	4	3	2	1	1	0	0
01:00	13	51	42	9	0	0	0	1	2	4	2	2	2	1	0	0	0
02:00	6		44	10	0	0	0	0	0	1	2	2	0	0	0	0	0
03:00	7		46	9	0	0	0	0	0	1	1	2	1	1	0	0	0
04:00	12	52	44	9	0	0	0	0	2	4	3	1	2	1	0	0	0
05:00	54	55	46	9	0	0	0	2	4	9	12	10	8	4	2	1	0
06:00	224	49	42	7	0	2	4	6	28	65	66	33	13	4	2	1	0
07:00	564	45	38	7	2	5	17	40	124	203	118	39	11	2	1	0	0
08:00	568	44	37	6	3	7	15	48	140	203	116	28	7	1	1	0	0
09:00	454	44	38	6	1	5	14	30	98	176	97	28	5	1	0	0	0
10:00	425	45	38	6	1	4	10	26	90	158	101	27	6	1	0	0	0
11:00	401	44	38	6	1	4	11	26	84	150	93	25	6	0	0	0	0
12:00	415	45	39	6	1	4	10	25	75	152	111	30	5	2	1	0	0
13:00	378	45	38	7	2	6	10	24	83	132	86	28	6	1	0	0	0
14:00	387	45	38	7	1	6	14	31	87	127	87	28	5	2	0	0	0
15:00	406	45	38	7	1	5	11	29	84	144	92	31	7	1	0	0	0
16:00	461	45	38	7	2	6	13	34	101	155	111	32	6	1	0	0	0
17:00	418	45	38	7	2	3	14	30	82	146	103	30	8	1	0	0	0
18:00	295	46	40	7	1	4	7	15	48	96	81	32	10	2	0	0	0
19:00	186	49	41	8	0	2	5	8	25	49	56	27	11	3	1	0	0
20:00	131	50	42	8	0	1	2	6	17	33	34	23	11	3	1	0	0
21:00	77	51	43	8	0	0	0	2	10	18	20	14	6	3	1	0	0
22:00	72	51	43	9	1	0	0	3	8	18	20	10	6	3	2	1	0
23:00	32	51	42	9	1	0	0	1	5	7	7	6	4	1	1	0	0
Total																	
12H(7-19)	5173	45	38	7	17	58	146	358	1096	1841	1196	358	82	14	5	1	0
16H(6-22)	5791	45	39	7	17	63	156	381	1176	2007	1373	456	122	28	10	2	1
18H(6-24)	5896	45	39	7	19	63	156	385	1189	2031	1399	472	132	32	12	4	1
24H(0-24)	6010	45	39	7	23	64	158	389	1199	2054	1423	492	147	39	15	5	2
AM Peak	08:00 568	05:00 55	03:00 46	00:00 13	00:00 4	08:00 7	07:00 17	08:00 48	08:00 140	08:00 203	07:00 118	07:00 39	06:00 13	06:00 4	05:00 2	05:00 1	05:00 0
PM Peak	16:00 461	22:00 51	21:00 43	23:00 9	16:00 2	13:00 6	17:00 14	16:00 34	16:00 101	16:00 155	16:00 111	18:00 32	20:00 11	21:00 3	22:00 2	22:00 1	22:00 0

Local Events Included & Include All Globals

Printed at: 15:42 on 16 November 2022

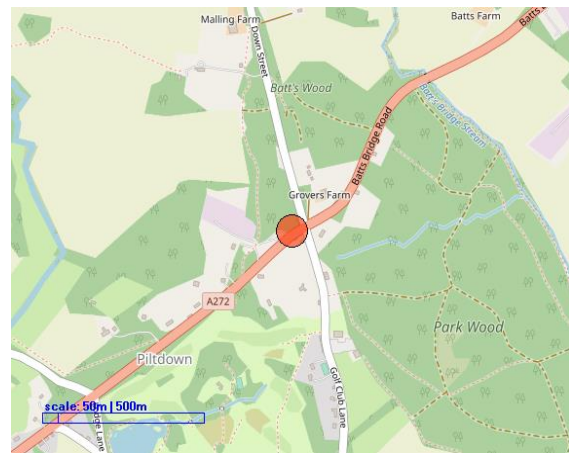
Site Number: 00006089
A272, near Golf Club Lane, Piltdown

Details

Site Reference: 00006089
Latitude: 50.9875309591228
Longitude: 0.0622474966721624
Site Configuration:
Interval: 60
Telemetry: No

Channels

Channel 1: Eastbound (East)
Channel 2: Westbound (West)



Location



A6089 EB.jpg



A6089 WB.jpg

A272, near Golf Club Lane, Piltdown

From 02/11/2022 To 12/11/2022

Site Reference: 00006089

Site Number: 00006089

Speed Summary (All Days) Report

No Filters Applied

Eastbound

	Total Volume	85th Percentile	Mean Average	Standard Deviation	Bin 1 <16Mph	Bin 2 16-<21	Bin 3 21-<26	Bin 4 26-<31	Bin 5 31-<36	Bin 6 36-<41	Bin 7 41-<46	Bin 8 46-<51	Bin 9 51-<56	Bin 10 56-<61	Bin 11 61-<66	Bin 12 66-<71	Bin 13 =>71
00:00	32	44	34	11	6	0	1	2	7	7	5	2	1	0	0	0	0
01:00	9		39	10	1	0	0	0	1	3	2	1	0	0	0	0	0
02:00	8		34	11	1	1	0	0	2	2	1	1	0	0	0	0	0
03:00	6		29	11	2	0	0	0	1	1	1	0	0	0	0	0	0
04:00	8		39	11	1	0	0	0	1	2	2	1	0	0	0	0	0
05:00	24	47	41	8	1	0	0	0	2	8	8	5	0	0	0	0	0
06:00	94	45	39	7	3	1	1	4	14	32	29	8	2	0	0	0	0
07:00	264	45	38	6	1	1	5	17	57	100	60	20	2	1	0	0	0
08:00	354	44	38	6	3	3	7	20	74	155	75	16	1	0	0	0	0
09:00	344	43	37	6	8	4	8	20	77	147	72	8	1	0	0	0	0
10:00	325	43	37	6	2	2	8	21	83	139	58	10	1	0	0	0	0
11:00	341	43	38	5	1	3	7	18	80	154	65	10	2	0	0	0	0
12:00	346	43	38	6	5	2	7	16	74	155	73	12	1	0	0	0	0
13:00	363	43	36	7	11	6	8	24	92	146	65	10	1	0	0	0	0
14:00	377	43	36	7	14	3	8	26	91	155	68	10	1	0	0	0	0
15:00	459	43	37	6	2	3	13	33	110	199	84	13	2	0	0	0	0
16:00	526	42	37	5	3	5	11	38	153	226	77	13	1	0	0	0	0
17:00	466	41	35	5	2	6	13	61	166	162	49	8	0	0	0	0	0
18:00	324	42	37	5	1	1	5	25	100	129	52	9	1	0	0	0	0
19:00	169	44	38	6	1	2	3	9	37	70	36	10	2	0	0	0	0
20:00	113	45	39	6	1	0	1	3	24	44	29	8	1	0	0	0	0
21:00	96	45	40	6	0	0	1	4	15	38	26	9	2	0	0	0	0
22:00	74	45	38	8	4	0	1	2	12	26	19	6	2	0	0	0	0
23:00	47	44	37	8	3	0	0	3	9	18	10	3	1	0	0	0	0
Total																	
12H(7-19)	4488	43	37	6	52	38	97	320	1158	1869	797	138	15	2	0	0	0
16H(6-22)	4960	43	37	6	58	41	104	341	1248	2052	917	173	21	4	0	0	0
18H(6-24)	5081	43	37	6	65	42	106	346	1270	2096	946	183	24	4	0	0	0
24H(0-24)	5168	43	37	6	77	44	106	349	1283	2119	965	192	25	6	1	0	0
AM Peak	08:00 354	05:00 47	05:00 41	03:00 11	09:00 8	09:00 4	09:00 8	10:00 21	10:00 83	08:00 155	08:00 75	07:00 20	11:00 2	07:00 1	00:00 0	11:00 0	11:00 0
PM Peak	16:00 526	21:00 45	21:00 40	22:00 8	14:00 14	13:00 6	17:00 13	17:00 61	17:00 166	16:00 226	15:00 84	16:00 13	21:00 2	22:00 0	21:00 0	23:00 0	18:00 0

Local Events Included & Include All Globals

Printed at: 16:07 on 16 November 2022

A272, near Golf Club Lane, Piltdown

From 02/11/2022 To 12/11/2022

Site Reference: 00006089

Site Number: 00006089

Speed Summary (All Days) Report

No Filters Applied

Westbound

	Total Volume	85th Percentile	Mean Average	Standard Deviation	Bin 1 <16Mph	Bin 2 16-<21	Bin 3 21-<26	Bin 4 26-<31	Bin 5 31-<36	Bin 6 36-<41	Bin 7 41-<46	Bin 8 46-<51	Bin 9 51-<56	Bin 10 56-<61	Bin 11 61-<66	Bin 12 66-<71	Bin 13 =>71
00:00	20	48	36	13	5	0	0	0	2	3	4	4	1	1	0	0	0
01:00	9		43	8	0	0	0	0	1	2	2	2	1	0	0	0	0
02:00	6		44	8	0	0	0	0	0	1	2	1	0	0	0	0	0
03:00	7		44	9	0	0	0	1	0	1	2	2	1	0	0	0	0
04:00	9		45	8	0	0	0	0	1	2	2	2	2	1	0	0	0
05:00	46	54	46	8	0	0	0	1	2	6	13	11	6	3	2	0	0
06:00	181	50	43	6	0	0	1	4	10	44	67	39	12	3	1	0	0
07:00	485	47	41	6	0	0	3	20	54	135	180	76	14	3	0	0	0
08:00	528	46	41	6	0	2	10	22	67	158	188	65	13	2	0	0	0
09:00	429	46	40	6	1	3	6	23	56	133	144	55	7	0	0	0	0
10:00	400	45	40	6	0	1	7	20	64	136	125	40	7	1	0	0	0
11:00	381	46	40	6	0	1	6	19	57	131	119	41	7	1	0	0	0
12:00	394	46	40	6	0	1	7	22	58	118	133	48	7	1	0	0	0
13:00	357	46	40	6	2	2	5	15	45	118	118	44	7	1	0	0	0
14:00	365	45	39	6	1	2	8	25	55	123	108	38	5	1	0	0	0
15:00	376	45	40	6	0	1	9	24	56	125	117	37	6	2	0	0	0
16:00	419	45	39	6	0	3	10	26	67	142	127	38	6	0	0	0	0
17:00	385	45	39	6	0	1	5	23	71	135	107	33	8	1	0	0	0
18:00	278	46	41	6	0	0	3	13	34	88	97	34	6	2	0	0	0
19:00	167	48	42	6	0	0	1	5	16	43	61	29	9	2	0	0	0
20:00	112	50	43	7	0	0	2	2	8	25	38	25	9	3	0	0	0
21:00	62	51	44	7	0	0	1	2	4	13	19	14	6	2	1	0	0
22:00	60	50	42	8	1	0	1	1	6	15	18	11	4	2	0	0	0
23:00	29	48	41	9	1	0	1	1	3	6	10	5	2	0	0	0	0
Total																	
12H(7-19)	4798	46	40	6	6	18	79	251	684	1541	1564	549	91	13	1	0	0
16H(6-22)	5320	46	40	6	6	19	83	264	722	1666	1749	656	127	23	3	1	0
18H(6-24)	5409	46	40	6	8	20	85	266	730	1687	1778	671	132	26	4	1	0
24H(0-24)	5505	46	40	6	14	21	86	269	735	1703	1803	694	143	30	6	1	1
AM Peak	08:00	05:00	05:00	00:00	00:00	09:00	08:00	09:00	08:00	08:00	08:00	07:00	07:00	06:00	05:00	06:00	05:00
	528	54	46	13	5	3	10	23	67	158	188	76	14	3	2	0	0
PM Peak	16:00	21:00	21:00	23:00	13:00	16:00	16:00	16:00	17:00	16:00	12:00	12:00	20:00	20:00	21:00	12:00	23:00
	419	51	44	9	2	3	10	26	71	142	133	48	9	3	1	0	0

Local Events Included & Include All Globals

Printed at: 16:07 on 16 November 2022